

Curious George™

Come to our Curious George event.
We'll have lots of fun activities
and a reading of

Get Curious!



Fold →

Celebrate reading with Curious George



Curious George™

For more information:



Date:

Time:

Place:

Fold Down ↓


Invasion instructions:
Fill in your event information.
Copy this sheet.
Fold once in half,
then in half again.
Mail.

Houghton Mifflin Company • www.curiousgeorge.com • Reproducible

Illustrations by H.A. Rey
© Houghton Mifflin Company

Curious George Movie™ © Universal Studios. Curious George and related characters, created by Margret and H. A. Rey, are copyrighted and trademarked by Houghton Mifflin Company and used under license. Licensed by Universal Studios Licensing LLLP. All rights reserved.

HELLO, MY NAME IS



Curious George Event

HELLO, MY NAME IS



Curious George Event

HELLO, MY NAME IS



Curious George Event

HELLO, MY NAME IS



Curious George Event

HELLO, MY NAME IS



Curious George Event

HELLO, MY NAME IS




Curious George Event

Curious George Movie TM © Universal Studios. Curious George and related characters, created by Margaret and H. A. Rey, are copyrighted and trademarked by Houghton Mifflin Company and used under license. Licensed by Universal Studios Licensing LLLP. All rights reserved.

Birthday Special

Draw a gift you'd like to get, and some of your favorite gifts to give:



Party Idea:

Wrap a party favor with many layers of paper (at least as many layers as the number of guests). On each layer write a funny fortune that you've come up with yourself. Each guest at your party can unwrap one layer and pass it to the next person. The person who unwraps the last layer gets to keep the prize, and everyone gets his or her fortune told!

Let's Draw Curious George!



Let's learn how to draw Curious George!

Step 1

Start with George's eyes.



1

Step 2

Next comes George's face.



2

Step 3

Then draw George's nose.



3



 reproducible

Step 4

Give George a big smile!



4

Step 5

Add the top of George's head.
Do you think George is starting to look like George?



5

Step 6


George's eyebrows and fur outline come next!



6

Step 7

Don't forget George's ear!



7




 reproducible

Curious George Movie TM© Universal Studios. Curious George and related characters, created by Margret and H. A. Rey, are copyrighted and trademarked by Houghton Mifflin Company and used under license. Licensed by Universal Studios Licensing, L.L.P. All rights reserved.

Curious George TM


Mask




Color George.

Cut along dotted line.

Cut out George's head. Glue a popsicle stick to the back. You now have your Curious George mask!



Make eye holes.



Connect the dots with George!

Start

CURIOUS GEORGE MAZE



**Help George find
his way through
the jungle maze.**




Finish

Curious George Movie TM© Universal Studios. Curious George and related characters, created by Margret and H. A. Rey, are copyrighted and trademarked by Houghton Mifflin Company and used under license. Licensed by Universal Studios Licensing LLLP. All rights reserved.



**Curious about matching?
Help George match his ties. Draw a line
to connect each matching set of ties.**



Curious about spelling?

Fill in the letters to finish the words.




h _ t



d _ g



b _ ll



tr _ ck



_ ock




d _ ck



c _ r



fr _ g



j _ cks